



宇讯网络

专业建站推广服务 外贸网站建设制作,外贸 SEO 推广,跨境 B2C 商城

信息元素的设置

信息元素可以设置以下的样式



This is an icon box.

Write a short description, that will describe the title or something informational and useful.



This is an icon box.

Write a short description, that will describe the title or something informational and useful.



This is an icon box.

Write a short description, that will describe the title or something informational and useful.



This is an icon box.

Write a short description, that will describe the title or something informational and useful.



This is an icon box.

Write a short description, that will describe the title or something informational and useful.




This is an icon box.

Write a short description, that will describe the title or something informational and useful.




100% Responsive Design

Write a short description, that will describe the title or something informational and useful.



Award Winning Quality

Write a short description, that will describe the title or something informational and useful.



可以看到元素分为图片和文字组成

1: 图片的设置

图片有 2 种方式: 第一种是选择系统的一些图片



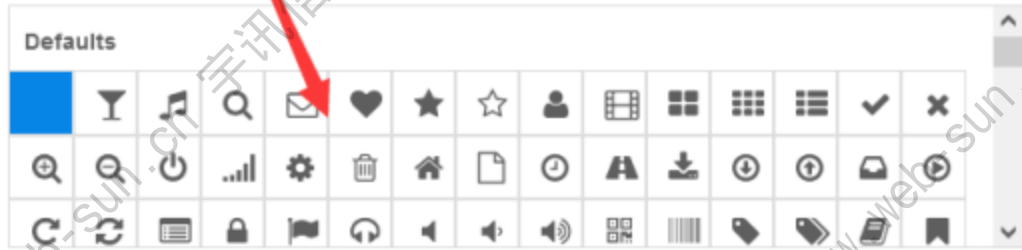
要显示的图标

图标管理器

图标管理器

自定义图像图标

Search for a suitable icon..



单击选择所需图标, 如果找不到合适的图标, 您可以 [添加新条目](#)

图标大小

第二种是自定义图像图标, 这就需要自己上传图片了。

这里设置图片的样式

图标样式

简单

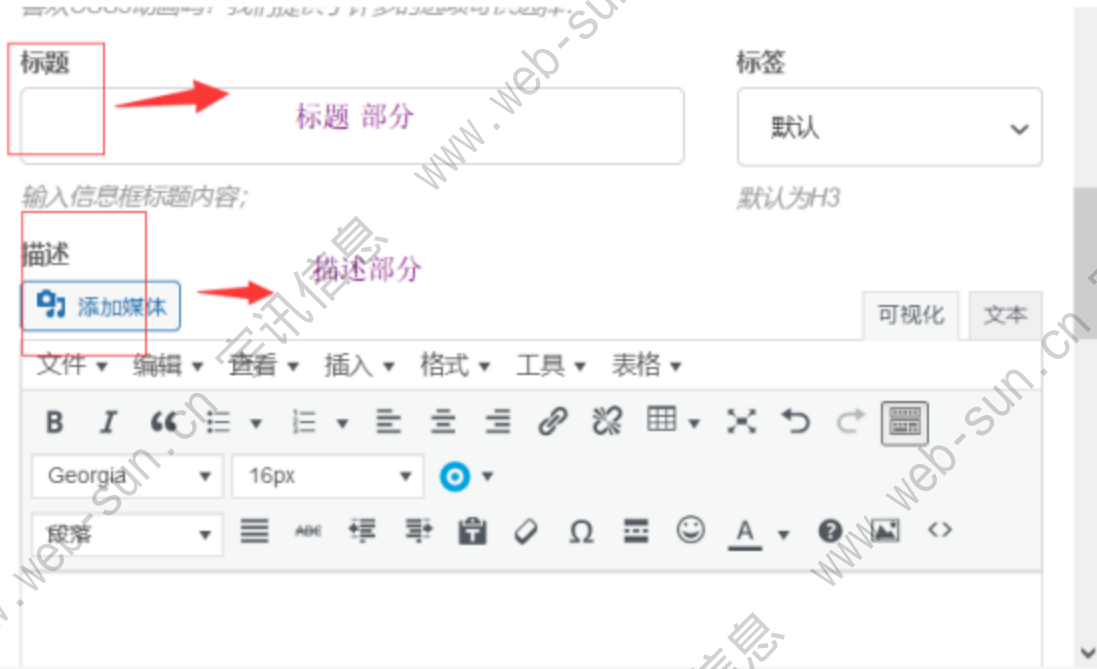
简单

圆背景

方形背景

设计你自己的

文字部分如图所示, 有标题部分和描述部分, 可以根据需要来设置文字



最后, 最关键的一个地方, 设置样式的位置

框架样式

